



# UPPERBY PRIMARY SCHOOL

Welcome to the  
Reception Year!



# CLASSES AND STAFF



Reception children this year will be in either :-

- Sunbeams class with Miss Davidson



- Moonbeams class with Miss Greenaway



We are lucky to have very experienced Teaching Assistants who will support children across the year group throughout their time in Reception Year:-

Mrs Sutherland, Mrs Baldwin, Miss Wilson, Mrs Edgar, Miss Long



# OUR SCHOOL DAY - COMING AND GOING...



Doors open for children at 8.35 a.m and the gates will close at 8.45 a.m.

If you arrive after the gates have closed, your child will be marked late for that day.

End of day is 3.15 p.m - please try to be punctual and bear with us as we let children out - staff are very careful to ensure that children are collected by a known adult. If you make alternative arrangements for someone to collect your child, please phone the office so that we know who to expect.

If your child is absent for any reason, please phone in to the school office to let us know.

Please arrange holidays for outside term time, as holidays will be unauthorised.

We expect 97% as a good level of attendance during the school year.

# PARENTS AS PARTNERS



You are vital in helping us to support your child's progress throughout their time in school.

Children thrive when parents and teachers work together to support their learning!

You can help in so many ways:-

Encourage your child to be independent and to have a go -especially at getting un/dressed, starting with shoes/socks, coats and jumpers, and looking after their belongings, putting their things away tidily and knowing where to put things.

Talking and learning how to have a 'back and forth' conversation, listening and responding to what is being said...really important for learning in school!

Make sure your child knows you value what they do in school!

We will be offering Parent Consultations in both the Autumn and Spring term. Parents can sign up online for a time to come and chat about how your children are getting on in school. If you have any concerns at other times, please ask to speak to your child's teacher and we will set up a time to chat. End of year reports come in the Summer term.


We will be inviting parents in once a week to "Share a Story"...we usually begin this after the children have had a few weeks to settle into their new school routine.

"Share a story" sessions will take place towards the end of the school day and you will be able to choose a favourite storybook each week to take home and share with your child.



We will also hold a "Stay and Play" session, where you can come into the classroom and play with your child...this will happen later in the Autumn term.

Class Dojo is an easy to use and effective way of keeping parents informed about what the children have been doing that week in school...teachers will post information, photos and videos of what is happening in school on both the class page and on each child's individual profile and parents can upload content from home, maybe a special event or family day out.



We use these in the classroom to share with the rest of the class on the big board and the children can tell everyone what they have been doing at home...great for developing confidence with talking and broadening vocabulary!

You will also see your child getting Dojo points as rewards for doing something super in school...lots of our parents last year have used Dojo points at home to help with developing routines like tidying up, getting dressed etc...and have reported great success !!

# THE RECEPTION CURRICULUM

## 3 Prime Areas of Learning

- Communication and Language - Developing speaking, listening and understanding skills
- Personal, Social and Emotional Development - Managing emotions, developing confidence and independence
- Physical Development - Developing gross and fine motor skills

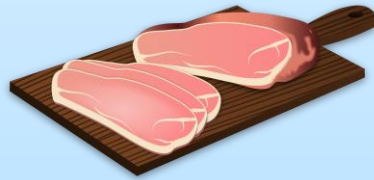
## 4 Specific Areas of Learning

- Literacy - developing skills for reading and writing and comprehension
- Mathematics - developing skills with confident counting and understanding numbers
- Understanding the World - making sense of the world around them
- Expressive Arts and Design - Developing imagination and creativity


Throughout the year we plan and deliver an engaging curriculum that supports your child's development in all these areas. At the end of the year, we assess your child's progress against the Early Learning Goals.



When children first start learning the Set 1 sounds, we are very careful to make sure that they recognise the difference between the 'bouncy' sounds and the 'stretchy' sounds...and that the sounds are pronounced correctly - using pure sounds rather than adding the 'uh' at the end of the word!  
This makes all the difference between ham and hammer!!



h-a-m



After the first set of single sounds, we begin to learn the most commonly used digraphs :-  
sh / ch / th / qu / ng / nk

We call these the 'special friends' sounds and each one has its own origin story!

Once the children have begun to blend the sounds together, they will bring home reading books with simple words and sentences...and this is where parents support is essential!

The more often children practise reading words, the more familiar they will become with the words they see. They will begin to recognise words and then this helps them to read more fluently and with understanding.



We encourage parents to note in the home school reading book, sharing how the children are getting on at home.



Children will also need to begin to recognise and learn the 'tricky words'. These are the words that do not fit in with the phonic approach, because they contain letters that do not sound as they look. For example:-

the

Your child will bring home lists of the 'tricky words' on red card to practise.



I	no	he	are	all
the	go	she	here	said
of	so	me	going	like
put	you	we	come	was
my	to	be	some	they



Your child will also bring home green words from the '45 high frequency words' list, which are the words that they are likely to see most often in the starter books and which can be sounded out. The idea is that we want them to see them so often that they begin to recognise them by sight, aiding fluent reading - e.g - in / on / up / am / cat / dog / mum / dad / big

Once they are confident with reading the words, then they can begin to learn to spell them!!

Once the children have begun to blend the sounds together, they will bring home reading books with simple words and sentences...and this is where parents support is essential!

The more often children practise reading words, the more familiar they will become with the words they see. They will begin to recognise words and then this helps them to read more fluently and with understanding.



We encourage parents to read with children at home for 5 minutes, 5 times each week...the more they practise and feel successful the more progress they will make! Children will inevitably be more successful when Parents show an interest in reading, and take the time to make it a fun, relaxed and enjoyable experience.


<https://www.youtube.com/watch?v=gbsZohEMn38>

The 'Fred and Ellie' videos we send home on Class Dojo also show how to form the letter shapes correctly – it is vital for children to start letters in the right place so they are able to join letter shapes when they begin joined up writing in Year 1.

We do lots of handwriting practise when children are ready and can hold a pencil effectively but before that there are lots of other activities to do that develop finger strength and control!



“Before we ever put a pencil in a child’s hands, those hands should dig, climb, press, push, pull, squish, twist, and pinch in a wide array of environments and with a variety of materials”  
– *Amanda Morgan*



You can help with this at home by encouraging and joining in with lots of hand/arm strengthening type activities – play doh, funky finger type activities, using paint brushes and water outdoors, climbing up, down and swinging on climbing frames at the park – big movements that develop core strength and whole body control.

# WHITE ROSE MATHS



## ELG: Number

Children at the expected level of development will:

- Have a deep understanding of number to 10, including the **composition** of each number;
- **Subitise** (recognise quantities without counting) up to 5;
- Automatically **recall** (without reference to rhymes, counting or other aids) number bonds up to 5 (including subtraction facts) and some number bonds to 10, including **double facts**.

## ELG: Numerical Patterns

Children at the expected level of development will:

- Verbally count beyond 20, **recognising the pattern** of the counting system;
- **Compare** quantities up to 10 in different contexts, recognising when one quantity is greater than, less than or the same as the other quantity;
- Explore and represent patterns within numbers up to 10, including **evens and odds, double facts and how quantities can be distributed equally**.

# THE ENABLING ENVIRONMENT

In Reception, , the environment offers opportunities for the children to explore and develop their understanding of mathematical concepts, both in and outdoors.

Children are able to access open-ended resources and activities that offer opportunities for counting, measuring, exploring shapes and patterns – maths can be brought into so many different activities!



# WHITE ROSE SCHEME OF LEARNING

## Yearly overview

The yearly overview provides suggested timings for each block of learning, which can be adapted to suit different term dates or other requirements.

	Week 1	Week 2	Week 3	Week 4	Week 5	Week 6	Week 7	Week 8	Week 9	Week 10	Week 11	Week 12
Autumn	Getting to know you		Match, sort and compare		Talk about measure and patterns		It's me 1, 2, 3		Circles and triangles	1, 2, 3, 4, 5		Shapes with 4 sides
Spring	Alive in 5		Mass and capacity	Growing 6, 7, 8		Length, height and time		Building 9 and 10		Explore 3-D shapes		
Summer	To 20 and beyond		How many now?	Manipulate, compose and decompose		Sharing and grouping		Visualise, build and map		Make connections	Consolidation	

Thankyou all so much for coming!

Any questions??